












Packing Contents Bill of Materials (BOM)

Brigade Part Numbers: (5713)
Brigade Model Numbers: BS-9000-WD

System Kit	Qty	System Descriptions	Sub-System	Qty	Sub-system description and usage
 <p>BS-9000-WD (5713) Backsense Waterproof Radar Display Kit CGB = Colour Giftbox</p>	1	 <p>BS-WD-01 (5593) Backsense Waterproof Radar Display WGB = White Giftbox</p>		1	BS-WD-01-D (5615) Backsense Waterproof Radar Display Only
				1	BS-BKT-02 (5634) Backsense Bracket with Display Screw and 2x mounting holes
				1	BS-USB-A-01 (4554) 1m Mini USB Cable for PC
				1	BS-WD-IG (5619A) Backsense Waterproof Radar Display Kit Installation & Operation Guide - ENG
		 <p>BS-9000 (5266) CGB = Colour Giftbox</p>		1	BS-9000S (5267) Networked Radar Sensor Backsense, 0-30m Range, 0-10m Width CAN Sensor, 12/24V
		<p>BS-00NT (5291) CANBUS Terminator</p>		1	-
		<p>BS-00NYC (5270) Network Y-Cable</p>		1	-
		<p>BS-09DCX (4551) 9m Extension Cable</p>		1	-



Document title/File name
PB(5713)01 – BS-9000-WD

Template Version
3.0

Printed date
06/11/2019

Author
L.Pillay

Page
1 of 1